

Fabric features

PES – polyester

This synthetic fiber has excellent light resistance qualities. Polyester fabrics have a maximum shrinkage tolerance of 1%.

Trevira CS

Trevira CS is a special type of polyester. The chemical composition of the fibers makes this fabric permanently flame-retardant.

Eco-PES – eco polyester

Eco polyester is made from recycled polyester, like PET bottles. Eco polyester possesses the same properties as conventional polyester (PES).

CO – cotton

Cotton is a natural fiber and may, as a result, be susceptible to shrinkage or discoloration. Cotton fabrics have a maximum shrinkage tolerance of 3%.

Eco-Co – eco cotton

Eco cotton is made from recycled cotton. Eco cotton possesses the same properties as conventional cotton (CO).

LI – linen


Linen is a natural fiber and may – as a result – be susceptible to shrinkage and discoloration. The linen fabrics have a maximum shrinkage tolerance of 3%.

Blends

A number of fabrics, the so-called blends, are made from a combination of different fibers, blending the good qualities of the various fibers into one fabric. PVC, for example, helps to reduce shrinkage, as does polyamide (PA), which also happens to be durable. Polyamide possesses strong anti-fungal and antibacterial properties, making it ideal for use in humid areas. Viscose (VI) gives the fabric a beautiful gloss.

Information label

The fabric's properties can be found on the information label that comes with each fabric swatch.



Example of an information label

Shape retention

All roller shade fabrics have a good shape retention. Temperature and humidity changes, however, may cause some fabrics to expand and contract. Some fabrics may also exhibit a slight curling at the edges.

Colorfastness

All roller shade fabrics have a minimum of grade 4 colorfastness, meeting the US standard (with 1 for discoloration and 8 for no discoloration). →

UV light and direct sunlight can cause discoloration. Naturally colored fabrics and fabrics made of natural fibres are most susceptible to this effect.

Maintenance

Roller shades made from polyester (PES), Trevira CS or eco polyester (Eco-PES) can be cleaned with a damp cloth. Do not use detergents and make sure not to scrub or rub hard when cleaning the blind. Other fabrics can be cleaned with a soft brush or feather duster.

Seam

Seams may be added to accommodate long shade requirements. Seams will be placed as close to the tube as possible; seam location is not selectable. Seams are visible when the shade is fully extended. Please check the fabric's label to see when a seam is possible.

All shades on one order will be automatically matched. That means that if one blind of the order is railroaded, all shades will be railroaded or have a seam.

The meaning of the icons can be found below.

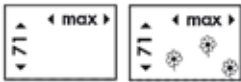
◀▶ = maximum width.

▲▼ = maximum height.

◀max▶ = fabric does not have a maximum width.

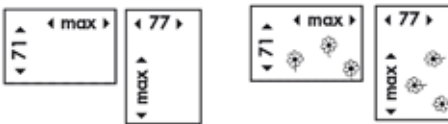
▼max▲ = fabric does not have a maximum height.

No seam or railroading



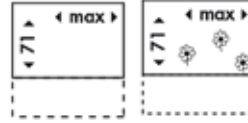
These fabrics cannot be seamed, railroading not possible.

No seam, railroading possible



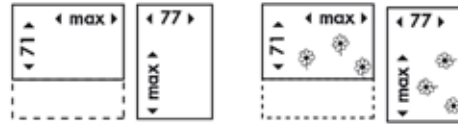
These fabrics cannot be seamed, but can be railroaded. With patterned or textured fabrics, the pattern/the texture turns 90°.

Seam, railroading not possible



Fabrics may have a seam and cannot be railroaded.

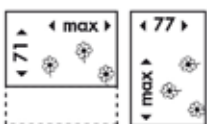
Seam, railroading possible



These fabrics may be seamed and can be railroaded. With patterned or textured fabrics, the pattern or the texture rotates a quarter turn (90°).



Seam



EXAMPLE: You can order a roller shade of up to 71" in height, without seam, in a fabric as shown in the icon on the left (seamed, rotatable). For a larger height without seam, the fabric is rotated a quarter turn. This will affect the pattern. Roller shades wider than 77" or longer than 71" will have a seam.

Icon reference

A1234

Price group/color number



Sheer

Open weave fabrics allow soft light to filter through, while allowing a clear view from the inside out.



Light filtering

Fabrics with this type of weave allow light to filter in, while maintaining privacy.



Room darkening

Fabrics with this icon provide maximum light blockage.



Metalized, pearl and white coating

These coatings help to reflect sunlight and heat. The pearl coating is also mold and mildew resistant, as well as resistant to aggressive (alkaline) cleaning agents and contamination by insects.



Mold and mildew resistant

These fabrics are 100% polyester and water-repellent. They are ideal for use in humid rooms, such as bathrooms and kitchens.



Stain-resistant

Fabrics with this icon have a special coating that repels dirt and liquids.



Flame-retardant

These fabrics are flame-retardant, meeting the US standard NFPA701.

Glare control

Control the amount of light coming through the blind material to reduce glare. Determine the cardinal direction of the window and choose the most suitable fabric for this direction. Note: even the choice of color, model, and the opacity of the fabric influence glare on the screen.



North

Fabrics with this icon are suitable for north-facing windows.



North, East, West

Fabrics with this icon are suitable for north, east and west-facing windows.



North, East, West and South

Fabrics with this icon are suitable for all cardinal directions.



Suitable for skylight frames

Fabrics with this icon are suitable for skylight frames.



Scalloped edge

Fabrics with this icon are suitable for a scalloped edges or accent rods.



Fabric wrapped headrail cassette

These fabrics are suitable for the fabric wrapped headrail cassette.



Chalk

These fabrics are suitable for chalk.



Grommets

Fabrics with this icon are suitable for grommet edges.



Stitched edge

Fabrics with this icon are suitable for stitched edges.



Projection

Fabrics with this icon are suitable for use as a projection screen.

H₁ H₂ H₃ H₄


Headrail cassette code

Headrail cassette code. Check the table below for the maximum lengths per cassette model.

► Model

	Small headrail cassette HC1	Medium headrail cassette HC2	Large headrail cassette HC3	Roller shade for vinyl and aluminum frames HC4	Roller shade with window screen HC5
H₁	Roller shades up to 63" height	Roller shades up to 78" height	Roller shades up to 157" height	Roller shades up to 55" height	Roller shades up to 47" height
H₂	Roller shades up to 71" height	Roller shades up to 86" height	Roller shades up to 157" height	Roller shades up to 63" height	Roller shades up to 55" height
H₃	Roller shades up to 86" height	Roller shades up to 114" height	Roller shades up to 157" height	Roller shades up to 67" height	Roller shades up to 63" height
H₄	Roller shades up to 114" height	Roller shades up to 118" height	Roller shades up to 157" height	Roller shades up to 71" height	Roller shades up to 71" height

Table of headrail cassette heights



EXAMPLE: A fabric with headrail cassette code H4 can be delivered in the HC4 design up to a maximum height of 71".

Standard windows

Roller tube systems

The roller shade comes in three system sizes; small, medium and large. The size of the system depends on the dimensions of the roller shade. In the price list (dimension line) you can see which system is supplied with the roller shade you have selected. Note: the large system has a separate price list.



Small system



Medium system



Large system

Multiple roller shades

When placing an order for multiple roller shades with different sizes, but with the same system, please indicate this on your order form. If one of the roller shades needs to be placed on the large system, than all of the shades will be placed on that same system, regardless of their size. The large system has a separate price list. ✍️

Options



Valance



Pre mounting profile

Valance

The valance is optional for all open roll systems. It is available in white, aluminum and black. Fabric wrapping is optional. Prices are found in the cost guide. 💰 ✍️

Pre mounting profile for easy installation

The roller shade can be pre-fitted at the factory into a pre-mounting piece for faster installation. Simply snap the roller shade, already attached to the pre-mount profile, into the supplied brackets. The pre-mounting profile is available in white, beige and aluminum. 💰 ✍️



Extension brackets



Clip on brackets

Extension brackets

Extension brackets extend the roller shade out from the window and wall to clear any obstacles. They extend the roller shade 1 to 3½" from the wall. 💰 ✍️

Clip on brackets

If your roller shade has to be attached onto a tilt and turn window, order the special clip on brackets to install your roller shade without drilling. Clip on brackets can be used with tension wires. 💰 ✍️



Standard roll



Reverse roll

Reverse roll

Reverse roller shades roll off the front of the roller, allowing the fabric to hang farther from the frame and clear obstacles. Light gaps may occur. Reverse roller shades are available at no additional charge. ✍️



Tension wires



Tension wires

Tension wires prevent roller shades from bumping against with the window frame. They are also ideal for mounting roller shades to a door. The fabric is guided along the wires through an eyelet screw attached to the bottom slat of the roller shade. Tension wires are not available for cordless (spring assisted) operation. 💰 ✍️



HC1 = small headrail cassette
2 $\frac{3}{8}$ " x 2 $\frac{1}{8}$ "



HC2 = medium headrail cassette
3" x 3"



HC3 = large headrail cassette
4 $\frac{1}{2}$ " x 4 $\frac{3}{4}$ "



Roller shade with headrail cassette – HC1, HC2, HC3

In this design the roll of the roller shade will be placed in a headrail cassette.



Advantages:

- Protects the rolled up fabric against discoloration.
- Maximum room darkening if chosen for side guides (optional).

Helpful tips:

- The headrail cassette is available in white and aluminum. 
- The headrail cassette is only available in combination with an aluminum bottom bar.
- Check the headrail cassette height code on page 19.
- For side guides, please specify whether the roller shades will be inside or outside mounted. 
- Check the price list for applicable pricing.

Fabric wrapped headrail cassette

The small, medium and large headrail cassette is not only white and aluminum but can also be wrapped in the same fabric as the roller shade itself. In case the fabric for the roller shade needs to be railroaded, so will the fabric for the headrail cassette. The fabric wrapped headrail cassette enables you to create a consistent look and feel for your window treatments.  



Headrail cassette with side guides

Maximum room darkening

If you would like to block light completely, order the headrail cassette with side guides. This model combined with a room darkening fabric provides maximum room darkening. 



Roller shade in vinyl frame


Roller shade for vinyl and aluminum frames - HC4

This complete shade with casing unit is suitable for vinyl and aluminum frames with glass & rubber.

Advantages:

- No drilling, screws or pasting required.
- The product simply snaps into clip on brackets.

Helpful tips:

- The casing is available in white only.
- Decorative trim is not available in combination with this design.
- Headrail cassette code is applicable (see table on page 19).
- The minimum frame depth is $\frac{1}{2}$ "; the maximum frame depth is $1\frac{3}{8}$ ".
- Read the measuring instructions for this design carefully. 
- This design has a separate price list.



Tilt and turn windows

The HC4 design is also suitable for tilt and turn windows.



Roller shade with window screen



Roller shade with window screen - HC5

This model is a roller shade and window screen in one. The top side is made of a roller shade fabric of choice and the bottom side from gray insect screen fabric. This is a "two-in-one" shade for crank-out windows.

Advantages:

- Ideal for the bedroom with room darkening fabric.
- Keeps out insects.
- The fabric and window screen can be controlled separately.

Helpful tips:

- The casing is available in white and aluminum. 
- Inside and outside mount. 
- Headrail cassette code is applicable (see table on page 19).
- This design has a separate price list.
- You can even order the HC5 with an additional roller shade fabric instead of the insect screen. Please indicate the fabric number in the comment section. This additional fabric will always be placed at the bottom side. You will be charged according to the fabric in the highest price group.

Skylights



Inside mount skylight frame

Inside mount skylight frame - D1

This design is ideal for skylight windows and maximum blackout. The system is compatible with Fakro®, Rooflite®, Velux® skylights and standard frames (90°). ➔

Advantages:

- The fabric is enclosed on all sides preventing light seepage.
- By choosing the room darkening fabric you will minimize the light cap.
- The roller shade can be positioned at any desired height.
- Easy installation.

Helpful tips:

- The maximum size is 59" wide and 59" in height.
- The bottom bar serves as a control handle.
- The casing is available in aluminum only.
- The minimum frame depth is 1¾" and the maximum angle of inclination is 45°.
- For the D1 design, please indicate the window brand, type and number, if known, on the order form (e.g.: Velux® GGL 204). If you do not have this information, then please indicate the exact dimensions and tilt angle of the window.
- This design has a separate price list.



Outside mount skylight frame

Outside mount skylight frame - D2

This design is ideal for mounting to the ceiling, whereby the skylight is completely covered. ➔

Advantages:

- The fabric is enclosed on all sides.
- The roller shade can be stopped at different heights.

Helpful tips:

- This design has a separate price list.
- The maximum size is 59" wide and 59" in height.
- This design is available with a control handle.
- The frame is available in white and aluminum. ✎
- The maximum angle of inclination is 45°.
- It will not work on a flat ceiling layout

✎ Please indicate your selection on the order form.

➔ See the collection overview to find out whether the fabric of your choice is suitable for this design.



Operating systems

Standard window roller shades can be fitted with a chain, a cordless (spring operated) system or a motorized operating system.



Chain operated system

Chain

Our standard roller shade is supplied with a chain operating system. The components are color-coordinated to the fabric. See the collection overview for more info. The length of the chain will be about 80% of the height of the fabric. If you prefer a different length, please indicate this on the order form. ✍️



Cordless operated system

Cordless (spring)

Our standard cordless operated roller shade is supplied with a color coordinated cord pull. ✍️

Life is demanding. Motorized roller shades put light and privacy control in your hands with the touch of a button to give you ultimate relaxation. 💰 🖋️



Motorized systems

Our motorized roller shades come with an integrated receiver, which can be controlled using a remote control or a wireless wall switch. Different motos are available to accommodate different shade sizes.

Small and medium motor systems

Battery-powered motor (12V)

The battery-powered motor is easy to install. The battery tube can be fastened with the supplied clips either behind or next to the roller shade. Our special batteries provide long service life: Used once a day, they have an expected life of 1-2 years.

Solar-powered motor (12V)

A solar-powered motor is available. The delivery includes a solar panel which supplies power to rechargeable batteries. Normally, this panel will supply enough power to keep the batteries charged at all times. However, a special charger is needed for first-time charging and for re-charging when solar energy is not present.

Plug-in 24V transformer motor

This motor provides quieter operation than the 12V, and operates with a plug-in 24V transformer. With the 24V system, there are never batteries to change. It's easy to install, just plug and go! This motorized system is available for all small/medium sized shades.

Motor for large system

For large a large roller tube system and headrail cassette (HC3) a 110-volt (plug in) motor is provided.



Remote control

The remote control is available with 1,4 or 16 channels. With the 1-channel remote, you can operate more than one product simultaneously. If there are several shades, we recommend the 4 or 16 channel remote which allows you to operate the products independently or together.



	White	Silver	black
1-channel	✓	✓	✓
4-channel	✓	✓	✓
16-channel	✓	✓	



Wall switch



Wall switch

The wall switch is available in the size of a wall outlet or in a smaller size suitable for installation on the window frame.

Timer

The timer feature improves the security of a home by creating the appearance of an occupant. It also protects your plants and interior fabrics from direct sunlight during certain daylight hours.



Timer

Sun and temperature sensor

The sun and temperature sensor makes the shade respond to the sun's intensity and temperature. The sensor, for example, lowers the shade when the sun hits the window, and automatically raises it when the sun's direct rays move off the window. With this control, rooms are kept cool and furniture is protected from direct solar rays. The sensor is attached to the windowpane or windowsill with a suction cup. Wireless, it runs on batteries.



Sun and temperature sensor

All electrical advantages at a glance

- You can operate several products with one press of the button, ideal for large windows.
- When using a timer, your window treatment is automatically raised at dawn and lowered at sunset.
- Motorized window treatments create the appearance that someone is always home, giving you a sense of security even if you are on vacation.
- Hard to reach window treatments can be easily operated.
- With a sun and temperature sensor, which responds to the sun's intensity and temperature, you can keep your living room or bedroom from getting too hot.
- With a timer, you make optimal use of the insulating properties of your window treatment, reaping the rewards of your investment in next to no time!



Your motorized shade is equipped with Somfy, the leading shade motor brand. Prices for motorization are provided under the tab "Surcharges" in the cost guide.

somfy®